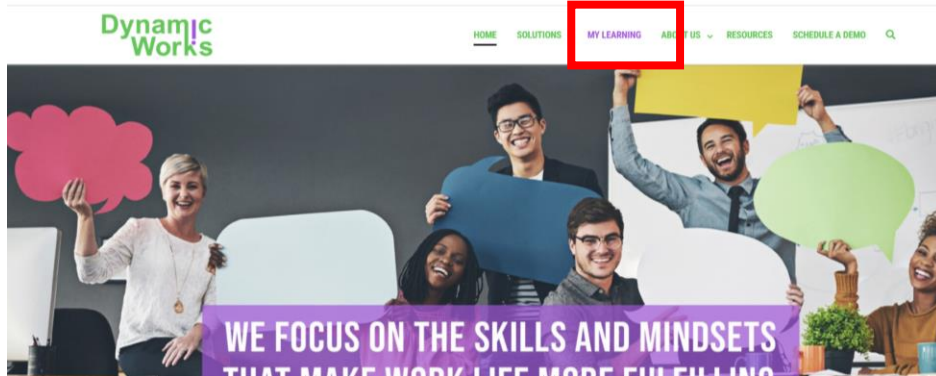
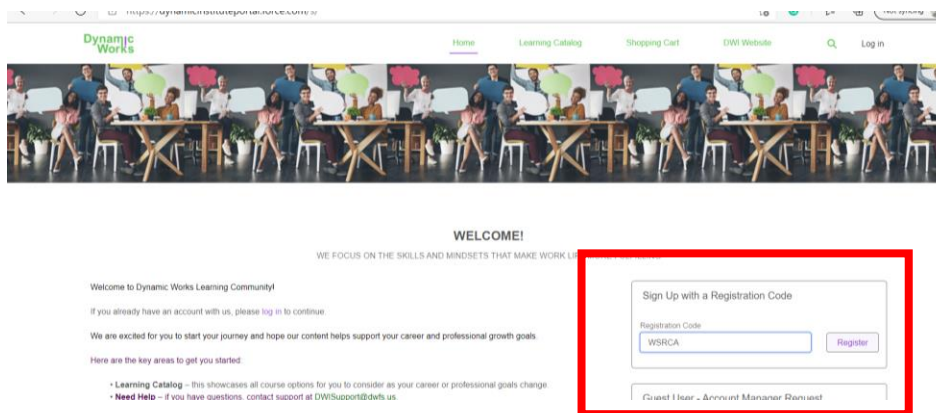


How to Register for the 5-Minute Countdown Series

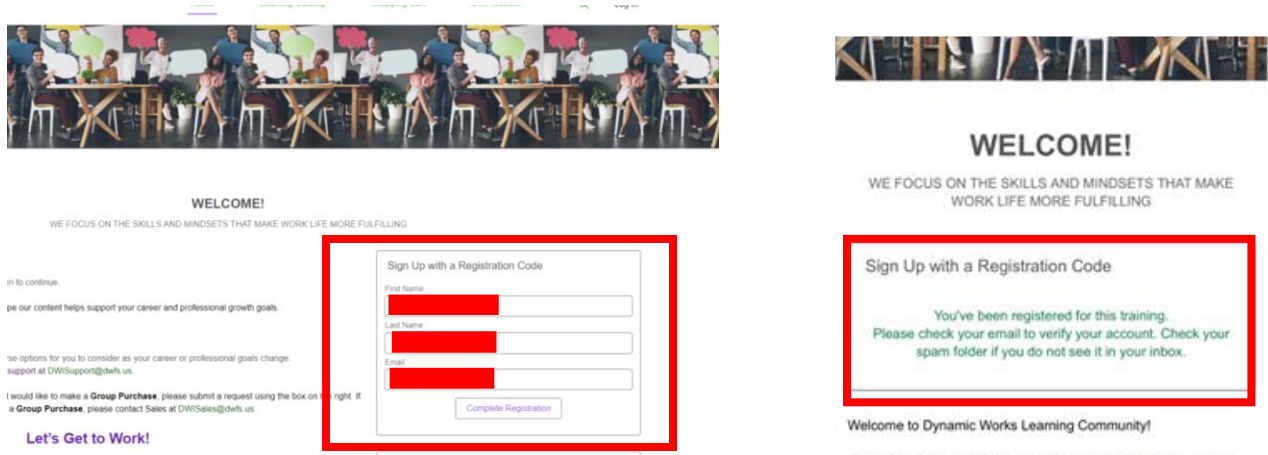
Step One: Visit www.dynamicinstitute.com and click on **My Learning**



Step Two: Enter registration code **WSRCA** and click **Register**

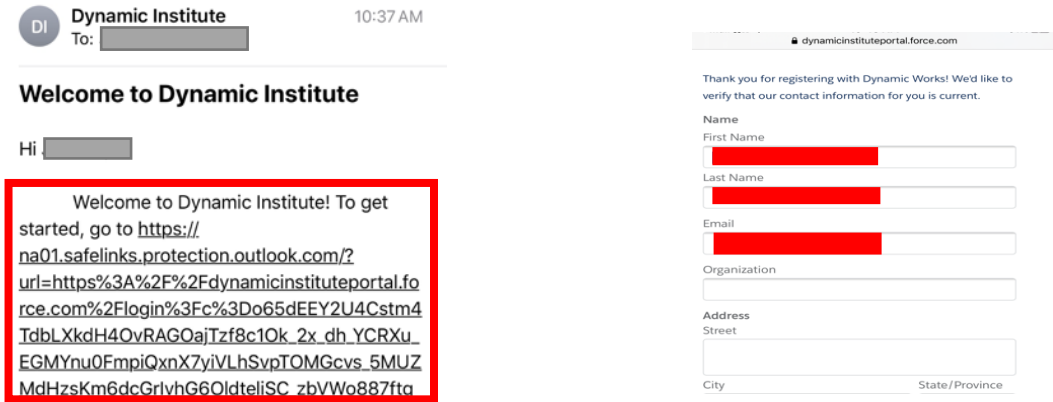


Step Three: Enter First Name, Last Name and Email. Click **Complete Registration**



*****Welcome message will pop up with additional instructions *****

Step Four: Check email and click on the link to complete registration



Dynamic Institute 10:37 AM
To: [Redacted]

Welcome to Dynamic Institute

Hi [Redacted]

Welcome to Dynamic Institute! To get started, go to https://na01.safelinks.protection.outlook.com?url=https%3A%2F%2Fdynamicinstituteportal.force.com%2Flogin%3F%3Do65dEEY2U4Cstm4TdbLXkdH4OvRAGOajTzf8c1Ok_2x_dh_YCRXu_EGMYNu0FmpiQxnX7yiVLhSvpTOMGcvs_5MUZMdHzsKm6dcGrivhG6OldteIISC_zbVWo887ftq

dynamicinstituteportal.force.com

Thank you for registering with Dynamic Works! We'd like to verify that our contact information for you is current.

Name

First Name [Redacted]

Last Name [Redacted]

Email

[Redacted]

Organization

[Redacted]

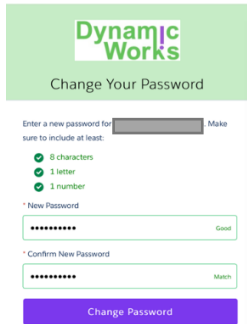
Address

Street [Redacted]

City [Redacted] State/Province [Redacted]

*****Note: Organization, Address, City, State, Zip, and Country are not required fields*****

Step Five: Create a password



Dynamic Works

Change Your Password

Enter a new password for [Redacted] Make sure to include at least:

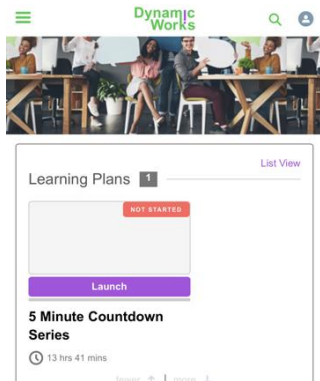
- 8 characters
- 1 letter
- 1 number

* New Password [Redacted] Good

* Confirm New Password [Redacted] Match

Change Password

Step Six: Access training videos by clicking Launch



Dynamic Works

Learning Plans 1 List View

NOT STARTED

Launch

5 Minute Countdown Series

13 hrs 41 mins