



A proud partner of the [AmericanJobCenter](#) network

NEWS RELEASE

FOR IMMEDIATE RELEASE

DATE: June 19, 2020

MEDIA CONTACT: BRIAN HERNANDEZ

PHONE: 512-244-7966 EXT. 5020

Rural Capital Area Unemployment Rate Drops to 10.6% as Region Begins to Reopen Amid COVID-19

CEDAR PARK, Texas – The unadjusted unemployment rate in the Rural Capital Area of central Texas dropped to 10.6 percent in May 2020, as local communities and employers began to safely reopen amid [novel coronavirus \(COVID-19\)](#) concerns. That's down from 11.5 percent in April, according to figures released today by the [Texas Workforce Commission](#) (TWC). The 10.6 percent unemployment rate in the nine-county [Workforce Solutions Rural Capital Area](#) (WSRCA), represented 55,439 residents seeking employment. The region's unemployment rate remained below both the Texas (12.7 percent)* and national (13.0 percent)* rates.

Within the WSRCA counties, Blanco recorded the lowest unemployment rate at 6.1 percent in May. Fayette County was at 7.0 percent. Lee County was at 7.1 percent. Burnet County was at 7.7 percent, while Llano County was at 8.8 percent. Bastrop County was at 10.3 percent. Williamson County was at 10.8 percent, and Hays County was at 11.7 percent.

To keep our Rural Capital Area community, industries and partnerships informed on the impact of COVID-19 concerns upon our regional workforce, we are providing weekly unemployment claims snapshots on our Rural Capital Area Headlight tool. Review claims by demographics, skills impact, and zip code: <https://www.ruralcapitalheadlight.com/weekly-unemp-claims>

As Governor Greg Abbott has declared a [state of disaster in Texas](#) due to COVID-19, and our communities continue to feel the increased impact of its global effects, the WSRCA team has mobilized to ensure the health and safety of customers and staff, while ensuring that our business services, early childhood development programs and workforce services, continue throughout our Rural Capital Area communities.

“We know this is a difficult time for our Rural Capital Area families and businesses, but we're committed to empowering our world-class workforce as our Texas economy reopens,” said WSRCA CEO Paul Fletcher. “Our talented workforce and child care services teams are available to ensure immediate accessibility for our communities, and we are ready and eager to help people transition back to employment. We are reaching out to people and welcome their reaching out to us, to ensure they get the assistance they need to make that transition and find sustainable workforce solutions.”

The WSRCA team is eager to help you find workforce solutions in person and will begin a phased reopening of our offices for customers with appointments beginning on Monday, June 22, 2020. Services continue to be available virtually. For more information please visit our website at www.workforcesolutionsrca.com, call us toll free, at 1-844-344-2780, and begin your job search on www.workintexas.com.

As local employers within our nine-county region contact us with job openings they need to fill immediately, we are posting them to the [Jobs Now!](#) section of our website by county, to connect job seekers to these opportunities. We are also hosting free virtual career workshops and hiring events to meet the needs of our

-- more --

communities. Visit the [events section of our website](#) for the latest schedule.

For our business community, we have set up the email address, rapidresponse@ruralcapital.net, to connect employers with a Rapid Response specialist, for assistance with customized proactive outplacement services or layoff aversion strategies at no cost. Our [Rapid Response](#) services are tailored to each company, based on the needs of the affected employees.

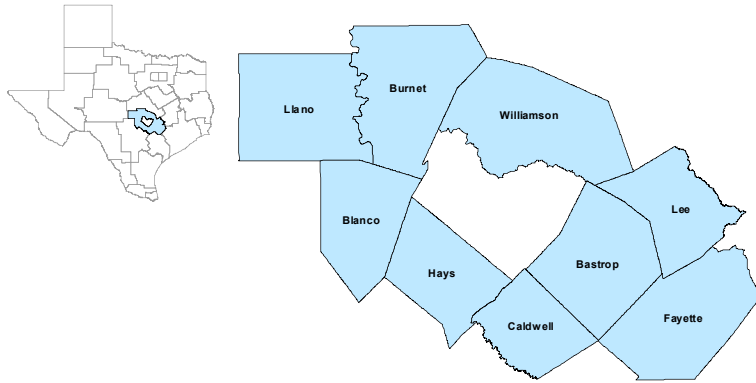
Employment estimates released by TWC are produced in cooperation with the U.S. Department of Labor's Bureau of Labor Statistics. All estimates are subject to revision. To access this and more employment data, visit texaslmi.com.

Workforce Solutions Rural Capital Area is a nonprofit community partnership providing no cost recruitment, employment services and childcare assistance, to businesses, employers, and job seekers in the Rural Capital Area of central Texas. This nine-county region includes Bastrop; Blanco; Burnet; Caldwell; Fayette; Hays; Lee; Llano; and Williamson counties. For more details on WSRCA, and the services it offers, visit www.workforcesolutionsrca.com.

**All unemployment rates listed are not seasonally adjusted.*

Rural Capital Workforce Development Area

May 2020



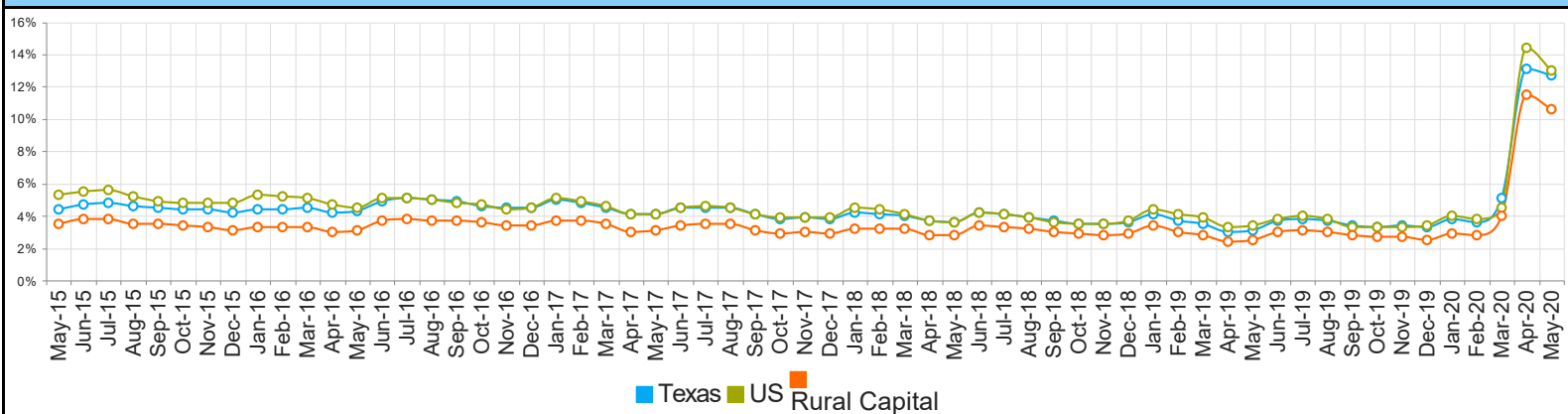
WDA Labor Force Statistics				
	May-20	Apr-20	May-19	Yearly Change
Civilian Labor Force	521,714	506,822	553,216	-31,502
Employed	466,275	448,607	539,379	-73,104
Unemployed	55,439	58,215	13,837	41,602
Unemployment Rate	10.6%	11.5%	2.5%	8.1%

Texas Labor Force Statistics				
	May-20	Apr-20	May-19	Yearly Change
Civilian Labor Force	13,462,785	12,953,286	13,926,760	-463,975
Employed	11,752,162	11,259,524	13,491,168	-1,739,006
Unemployed	1,710,623	1,693,762	435,592	1,275,031
Unemployment Rate	12.7%	13.1%	3.1%	9.6%

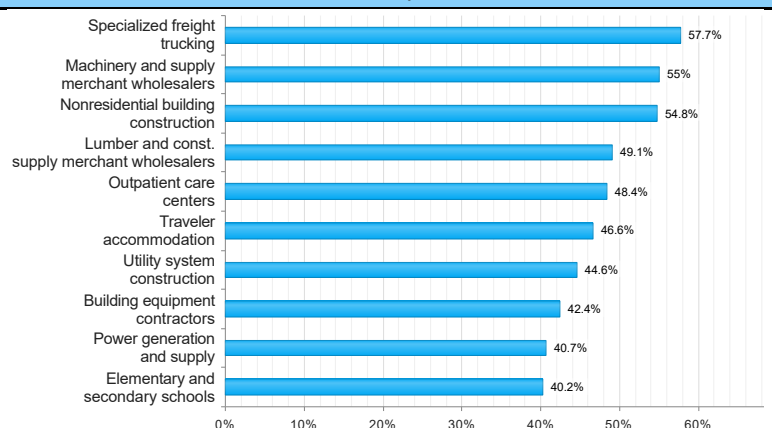
US Labor Force Statistics				
	May-20	Apr-20	May-19	Yearly Change
Civilian Labor Force	157,975,000	155,830,000	162,655,000	-4,680,000
Employed	137,461,000	133,326,000	157,152,000	-19,691,000
Unemployed	20,514,000	22,504,000	5,503,000	15,011,000
Unemployment Rate	13.0%	14.4%	3.4%	9.6%

Continued Claims for the Week of the 12th				
	May-20	Apr-20	May-19	Yearly Change
WDA	30,609	31,882	2,500	28,109
Texas	950,464	918,157	91,376	859,088

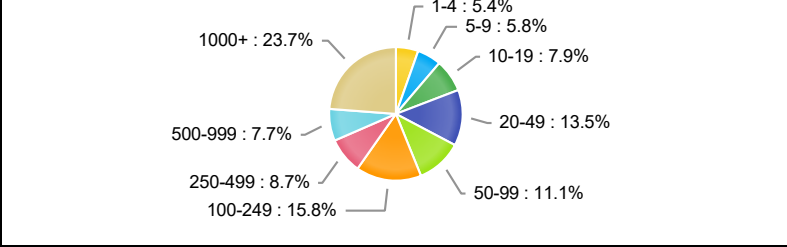
Historical Unemployment Rates



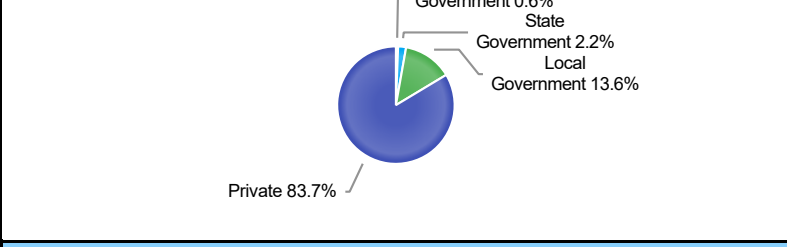
Projected Top Ten Fastest Growing Industries in WDA (% Growth 2016-2026)



Employment by Size Class (4th Quarter 2019)



Employment by Ownership (4th Quarter 2019)



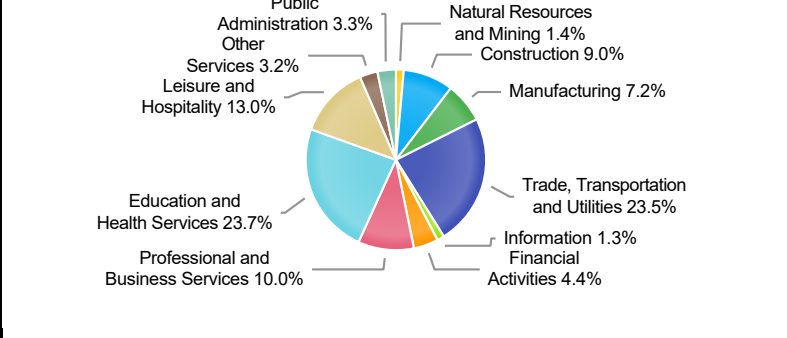
Average Weekly Wage (4th Quarter 2019)

	Q4 2019	Q3 2019	Q4 2018	Quarterly Change	Yearly Change
WDA	\$1,108	\$1,003	\$969	\$105	\$139
Texas	\$1,187	\$1,108	\$1,148	\$79	\$39
US	\$1,185	\$1,093	\$1,145	\$92	\$40

Employment by Industry (4th Quarter 2019, Percent Change)

Industry	Employment	% of Total	% Quarterly Change	% Yearly Change
Natural Resources and Mining	4,605	1.4%	1.1%	5.3%
Construction	29,552	9.0%	0.7%	9.2%
Manufacturing	23,763	7.2%	-0.3%	3.6%
Trade, Transportation and Utilities	77,431	23.5%	3.1%	1.4%
Information	4,259	1.3%	1.2%	16.9%
Financial Activities	14,482	4.4%	0.3%	5.4%
Professional and Business Services	32,990	10.0%	1.9%	9.2%
Education and Health Services	77,957	23.7%	8.0%	4.0%
Leisure and Hospitality	42,966	13.0%	-3.5%	1.3%
Other Services	10,702	3.2%	-0.7%	7.2%
Public Administration	10,869	3.3%	-0.7%	4.9%

Employment by Industry (4th Quarter 2019)



RURAL CAPITAL

RURAL CAPITAL														Change from Last Month (May-20 vs. April-20)				Change from Last Year (May-20 vs. May-19)			
May-20				April-20				May-19				Change from Last Month (May-20 vs. April-20)				Change from Last Year (May-20 vs. May-19)					
Area	Area Type	Labor Force	Employment	Unemployment	Rate	Labor Force	Employment	Unemployment	Rate	Labor Force	Employment	Unemployment	Rate	Labor Force	Employment	Unemployment	Rate	Labor Force	Employment	Unemployment	Rate
Texas	State	13,462,785	11,752,162	1,710,623	12.7	12,953,286	11,259,524	1,693,762	13.1	13,926,760	13,491,168	435,592	3.1	509499	492638	16861	(0.40)	-463975	-1739006	1275031	(9.60)
Austin-Round Rock	MSA	1,169,689	1,036,886	132,803	11.4	1,136,198	997,413	138,785	12.2	1,225,988	1,197,030	28,958	2.4	33491	39473	-5982	(0.80)	-56299	-160144	103845	(9.00)
Rural Capital	WDA	521,714	466,275	55,439	10.6	506,822	448,607	58,215	11.5	553,216	539,379	13,837	2.5	14892	17668	-2776	(0.90)	-31502	-73104	41602	(8.10)
Bastrop	County	39,943	35,832	4,111	10.3	38,610	34,486	4,124	10.7	42,481	41,399	1,082	2.5	1333	1346	-13	(0.40)	-2538	-5567	3029	(7.80)
Blanco	County	5,883	5,525	358	6.1	5,661	5,279	382	6.7	6,420	6,279	141	2.2	222	246	-24	(0.60)	-537	-754	217	(3.90)
Burnet	County	21,331	19,681	1,650	7.7	20,654	18,829	1,825	8.8	23,470	22,905	565	2.4	677	852	-175	(1.10)	-2139	-3224	1085	(5.30)
Caldwell	County	18,277	16,372	1,905	10.4	17,613	15,757	1,856	10.5	19,492	18,911	581	3.0	664	615	49	(0.10)	-1215	-2539	1324	(7.40)
Fayette	County	10,773	10,015	758	7.0	10,318	9,606	712	6.9	12,490	12,186	304	2.4	455	409	46	0.10	-1717	-2171	454	(4.60)
Hays	County	113,735	100,381	13,354	11.7	110,748	96,589	14,159	12.8	118,708	115,883	2,825	2.4	2987	3792	-805	(1.10)	-4973	-15502	10529	(9.30)
Lee	County	9,023	8,382	641	7.1	8,676	8,047	629	7.2	10,400	10,167	233	2.2	347	335	12	(0.10)	-1377	-1785	408	(4.90)
Llano	County	7,927	7,232	695	8.8	7,614	6,895	719	9.4	8,624	8,357	267	3.1	313	337	-24	(0.60)	-697	-1125	428	(5.70)
Williamson	County	294,822	262,855	31,967	10.8	286,928	253,119	33,809	11.8	311,131	303,292	7,839	2.5	7894	9736	-1842	(1.00)	-16309	-40437	24128	(8.30)
Cedar Park	City	40,276	35,927	4,349	10.8	39,187	34,591	4,596	11.7	42,507	41,457	1,050	2.5	1089	1336	-247	(0.90)	-2231	-5530	3299	(8.30)
Georgetown	City	29,767	26,360	3,407	11.4	28,952	25,384	3,568	12.3	31,360	30,415	945	3.0	815	976	-161	(0.90)	-1593	-4055	2462	(8.40)
Hutto	City	14,155	12,505	1,650	11.7	13,762	12,042	1,720	12.5	14,775	14,429	346	2.3	393	463	-70	(0.80)	-620	-1924	1304	(9.40)
Kyle	City	24,210	21,336	2,874	11.9	23,676	20,530	3,146	13.3	25,228	24,631	597	2.4	534	806	-272	(1.40)	-1018	-3295	2277	(9.50)
Leander	City	28,313	25,227	3,086	10.9	27,522	24,292	3,230	11.7	29,837	29,108	729	2.4	791	935	-144	(0.80)	-1524	-3881	2357	(8.50)
Round Rock	City	67,065	60,414	6,651	9.9	65,122	58,175	6,947	10.7	71,405	69,708	1,697	2.4	1943	2239	-296	(0.80)	-4340	-9294	4954	(7.50)
San Marcos	City	33,094	28,099	4,995	15.1	32,302	27,037	5,265	16.3	33,347	32,438	909	2.7	792	1062	-270	(1.20)	-253	-4339	4086	(12.40)